




# ME Series Evaporative Humidifier and Cooler



Humidification, dehumidification  
and evaporative cooling



### Evaporative module

Potable or RO treated water is pumped to the top of the evaporative module and flows down the corrugated surfaces of the evaporative cassettes. As air passes through the module it is humidified and cooled without droplets. Evaporative modules are custom built and can range in size from 24" - 118" (600 - 3,000mm) wide and 25" - 118" (625 - 3,000mm) high.

### Polyester or glass fibre evaporative cassettes

The evaporative cassettes offer highly efficient operation with low pressure drop. Two options are available; robust patented white polyester cassettes with highly visible contaminant indication, or glass fibre cassettes certified by the SP Institute of Sweden to Euro Class A2-S2-DO (UL 900) fire rating and to be non-particle releasing.

### Drain tray with submerged UV


An optional submerged UV combats microbial growth in the water after it has been exposed to contaminants in the airstream and treats the water even when the humidifier is not operational.

### Temperature & conductivity sensor

Routine hygiene flush cycles can be timer controlled or activated by optional temperature and conductivity sensors. This prevents wastage of water by ensuring flushes only occur when necessary.


### Multi-stage pump system

Up to five 24v DC electronic pumps, with magnetic driven impellers, offer up to five-stage control as standard and enable adjustments from the control panel without any mechanical alterations to valves. Operating energy consumption is proportional to output with the complete system operating on just 85-278W.



# ME Series

Evaporative humidifier & cooler



### **Touch screen control panel**

A touch-screen control panel with intuitive interface allows software-based commissioning and has detailed operational, servicing and fault displays. A USB connection allows software updates and downloading of history reports. The system can also connect to BMS.

### **In-line RO/UV/silver ion**

Water entering the system can be treated with optional RO, silver ion or UV purification for additional hygiene control and reduced maintenance.

### **Single drain connection**

Integrated overflow removes the need for an additional drain.

### **Pump assisted drain**

A pump assisted drain improves humidity control by draining up to five times faster than a gravity drain and reduces servicing by removing more deposits from the system.

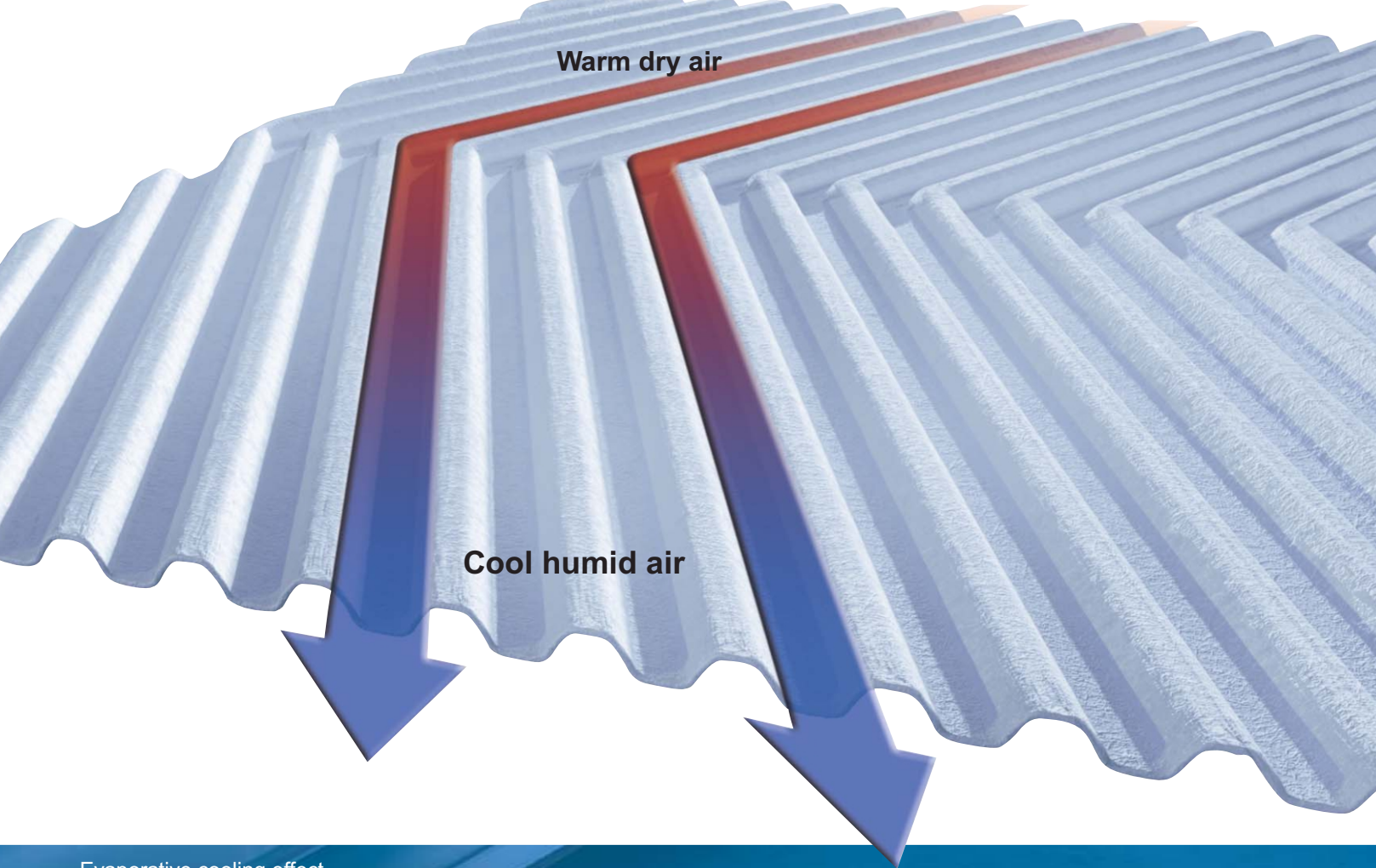
### **Interior or exterior hydraulic unit**

The patented self-contained hydraulic unit can be fitted inside or outside of the duct, providing access to all mechanical components without having to enter the AHU.

The ME is an in-duct evaporative humidifier that provides low energy humidity control and cooling.

A single unit can provide large duties of up to 2,200 lbs/hr (1,000kg/hr) while operating on 50-85% less energy than other conventional in-duct evaporative humidifiers.

It can operate on mains or demineralized water and as evaporation is instant, without any aerosols, it requires a very short section length within the duct and has an intrinsically hygienic droplet-free design.



Evaporative cooling effect


## Evaporative cooling

For every 2.2 lbs (1kg/h) of water evaporated from the ME, 630W of evaporative cooling is also delivered to the airstream. As a single ME humidifier can deliver up to 2200 lbs/h (1,000kg/h) of moisture it can provide approximately 630kW of cooling while operating on less than 0.3kW of electricity.

This cooling technique can be employed directly on fresh air entering a building or via indirect exhaust air cooling systems. By humidifying exhaust air with a ME its temperature can be reduced to below that of the incoming fresh air. A heat recovery system then transfers some of this cool energy into the incoming fresh air, lowering its temperature and reducing the need for more expensive mechanical cooling.

The ME is ideal for use in Free Air Cooling systems, such as those used in data centers, where a large volume of outside air is used to cool an internal environment. By evaporating moisture into the incoming airstream, its temperature is reduced, thus extending the cooling capacity of the system.





Optional submerged in-tank UV sterilisation

## Hygienic operation

The hygienic nature of evaporative humidification combines with the Me's advanced features to make it one of the most hygienic humidifiers available.

Evaporative humidifiers provide aerosol-free in-duct humidity control virtually eliminating the risk of microbial inhalation.

Water is prevented from remaining in the humidifier to stagnate by timer or conductivity controlled flush and drain cycles. This inhibits microbial growth within the system and combats lime scale formation. To reduce water consumption these cycles can be triggered by water conductivity or temperature with optional sensors so that flushes only occur when necessary.

The drain tray of the evaporative module can be fitted with a submerged UV water treatment unit that kills micro-organisms in the reservoir. This is more effective than treatment on a supply line as it combats microbial growth in water after it has been exposed to the contaminants in the airstream. It also provides continuous UV sterilization to the water in the system even when the humidifier is not in use.

Optional water supply line UV or silver ion treatment are also available.



ME Series with internally mounted hydraulic unit

## Innovative technology

### Self-contained hydraulic unit

The ME Series has a patented compact, self-contained hydraulic unit that incorporates a water tank, up to five pumps and a pump assisted drain. It can be mounted on the evaporative module inside the AHU or externally on the outside wall.

Exterior mounting meets UL requirements and enables service work to be carried out without AHU downtime. Interior mounting minimizes installation requirements.

The innovative hydraulic unit is delivered fully assembled and has simple push-fit pipe connections, finger release screws and hand tightened pump mounts for easy servicing. The full hydraulic unit or any of its individual components can be removed and exchanged in minutes making the ME Series ideal for critical applications that require minimal downtime. Low voltage components in the hydraulic unit increase safety for engineers working with the system.

### Pump-driven stage control

Multiple long-life, low energy pumps, provide up to five-stage control as standard. This allows output adjustments to be made from the software on the control panel without mechanical alterations to valves. It also reduces running costs as low outputs can be met with the minimal number of pumps and a respective reduction in energy consumption. With two pumps running the humidifier only consumes 85W and just 278W on full output. Multiple pumps also provide redundancy should a failure occur.

### Pump assisted drain

The ME's pump assisted drain removes more contaminants from the humidifier than regular gravity drains and completes a full system drain up to five times faster. As well as reducing servicing requirements, the faster drain cycle means it completes its hygiene routine and returns to providing optimum output more rapidly, improving humidity control.

### Touch screen control panel

The ME Series incorporates an advanced touch screen controller that makes the system easy to use and set up with software based commissioning. Information is displayed on settings and the current conditions of air humidity and temperature as well as the water level, temperature and conductivity.

Service requirements and fault warnings are displayed and recorded for future reference, and can also be downloaded via a USB connection. Intelligent Q&A-based trouble shooting guides walk the user through issues to help identify problems and resolve them. The system can connect to a BMS (BACnet, Modbus and LonWorks protocols with optional PCB) and the software can be updated via its USB port.



ME Series with externally mounted hydraulic unit


Water conductivity & temperature sensor (optional) with automatic temperature compensation

Electronic multi-level sensor offers reliable and accurate water level monitoring

Toughened glass reinforced tank, injection molded with antimicrobial Biomaster® impregnation

Low energy, extremely quiet pumps with no mechanically connected parts give an exceptionally long service life and offer up to five-stage control as standard

Pump assisted drain



Large opening for easy internal access – no disassembly required for maintenance

Finger release screws

Pressure equalisation spigot for externally mounted applications

Water inlet

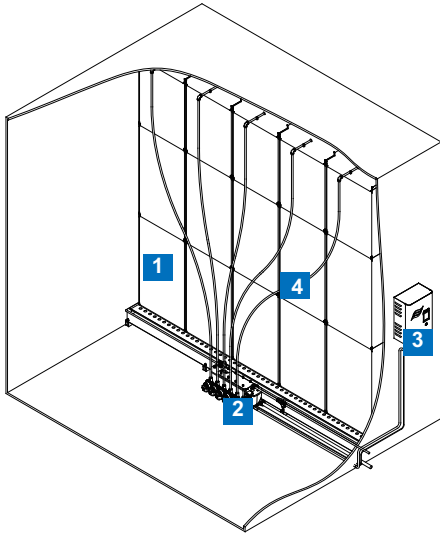
Single drain connection (reversible left/right) with integrated overflow

Integrated electrical cable harness (rated IP67) with moulded DIN plugs offers rapid exchange of components and splash protection

Fail-safe gravity drain

## ME Control system overview

- 1 Evaporative module (flat packed) stainless steel 304
- 2 Fully assembled hydraulic unit with connected cable harness
- 3 Control panel
- 4 Inter-connecting hoses



## Options

	ME Control
Evaporative module dimensions inches (mm)	24-118" wide (600-3000mm) 25-118" high (625-3000mm)
Touch screen control panel	
Up to 5 stage control	s
Pump assisted drain	s
Drain tray submerged UV	o
In-line UV water treatment	o
In-line silver ion water treatment	o
Droplet separator	o
Evaporative module blanking	o
Conductivity & temperature sensor	
Remote fault indication	
Leak detection	
Freeze protection	
Hydraulic module cover	o
Tank upstand	o
Inlet & drain valve	s

s = standard o = optional

## Evaporative cassette options

Evaporative cassette option	Depth inches (mm)	Efficiency (%)	Fire rating	Max air velocity FPM (m/s)	
				No droplet separator	With droplet separator
FleeceMatrix (polyester)	8 200	85	UL 900 (DIN EN 53438 Class F1)	689 (3.5)	886 (4.5)
	12 300	95			
GlassMatrix (glass fibre)	4 100	75	UL 900 (Euro Class A2-S2-DO)	689 (3.5)	886 (4.5)
	6 150	85			
	8 200	95			

## Technical data

Admissible water supply pressure PSI (bar)	Admissible water temp F (°C)	Power supply (Vac / Ph / Hz)	Power consumption (W)	Control panel IP rating	Water connections Inlet / Outlet in (mm)
14.5-72.5 (1 - 5)	41-68 (5 - 20)	110-250 / 1 / 50/60	85-278	IP2X	5/8" / 1-1/8" (15 / 28)

**USA** 1021 6th Street, Racine, WI 53403  
**Canada** 2740 Fenton Road, Ottawa, Ontario K1T 3T7  
**Tel** 1.866.667.8321 **Fax** 613.822.7964 **Email** na.info@condair.com

